Journal Report to the SAS Executive Committee
Prepared September 10, 2013

Michael Blades, Peter Griffiths, and Kristin MacDonald

June 30, 2013 marked the completion of the first year with Blades as EIC and Griffiths as the Editor. There were many changes during the past 12 months. Rebecca Airmet resigned as Managing Editor in September 2012 and was replaced by Kristin MacDonald who was the Editorial Assistant for June, July, and August. Joanne Jablkowski joined the team as the Editorial Assistant in October 2013.

The EIC would like to thank both Joanne and Kristin for the outstanding work they have been doing for the journal. In addition we would like to thank LeNelle McInturff for filling in as Editorial Assistant during September and October of 2012 when we were scrambling to maintain services in the wake of Rebecca's resignation. Finally, the EIC thanks the Associate Editors for their devotion to the task of orchestrating peer review for manuscripts that have been assigned to them. I have increased the workload for all of the Associate Editors in 2012/3 and I very much appreciate their dedication to, and support of, the journal.

The Editorial Office

The Editorial Assistant position was expanded to full time (from 80%) effective May 15, 2013. Joanne has used the additional hours to improve the processing time for initial submissions, respond to questions from authors and reviewers on a more timely basis, and to shepherd manuscripts through the submission, review, and decision stages with greater promptness than previously. As a result of the website maintenance changes recommended at the March EC meeting, Joanne is also now responsible for updating the content of the journal web page.

Transitioning Joanne to full-time status has been a tremendous asset to the journal. Her experience and abilities have allowed the journal team to take needed vacation time, and take on new challenges and tasks. Kristin took a full two weeks off in March, and a week off in July. Kristin checked in via iPad each day to follow-up on questions and production. While Kristin was on holiday, Joanne took on the Managing Editor's workload in addition to her own Editorial Assistant tasks for two weeks to keeping the editorial process on track for the April and May issues. Joanne worked 10-hour days to cover some of Kristin's urgent tasks and her own. In the same vein, Kristin has worked overtime during Joanne's one-week vacation in August to prevent a backlog of submissions from building up.

Journal Web page

In April, the Editorial Office (Joanne) took over responsibility for uploading electronic issues of the journal to the SAS website monthly and for editing and adding new content to the Journal Webpage. We sincerely thank Mary Anne Ohlhoff for her tutorials and for helping guide us through the transition.

One of the benefits of this change is that it has allowed electronic issue is made available online within a day or two of the content being uploaded to Ingenta (usually one to two weeks before the hard copy of the issue is mailed out).

We are also uploading abstracts from upcoming articles to the journal site in the *Upcoming Issues* section and pre-edited PDFs of the articles to Ingenta using the FastTrack feature for subscribers. Bonnie Saylor is working with Caktus to identify how we can add content protection to the early-view papers in order to be able to upload protected PDFs directly to the SAS website (August 13, 2013).

We've added a Manuscript Submission FAQ page to the journal website to address some of the common concerns authors have when submitting a manuscript. We will update this page with new content as author questions arise and we welcome suggestions for content.

We have added Ethical Guidelines to the Website as a guide (warning) for prospective authors.

New Initiatives

This summer we started reviewing some submitted papers for plagiarized content using *iThenticate*, prior to them being sent out for review. In July alone we had two manuscripts that were questionable because of reproduced sections of the papers. The entire archive of *Applied Spectroscopy* articles is in the final stages of being indexed by CrossRef—the last step required to complete set up of this service.

The editorial office is establishing a process to start uploading manuscripts to an open digital archive, such as PubMed Central, to meet the mandated submission requirements of authors funded through NIH (USA) and CIHR (Canada). Currently, there will be no charge to authors for this service.

Joanne is working on the implementation of a more comprehensive database (FileMaker Pro, OpenOffice Base) system to track all aspects of the peer review and production. This type of centralized database will help journal staff keep track of all phases of production and enable the Editorial team to share manuscript status information more easily.

We have begun working on an approach for contacting non-subscribing institutions and authors in order to generate new institutional subscriptions for the journal.

We have investigated switching from Allen Press "Allen Track" to "Peer Track" for manuscript submission-peer review- tracking. The advantages of Peer Track over the existing system are:

- Peer Track is powered by *Editorial Manager* (Aries). More than 5,000 publications from 200 scholarly societies, university presses and commercial publishers use workflow solutions from Aries Systems Corporation. This means that upgrades, enhancements and additions are provided whereas Allen Track is static. Peer Track is highly configurable for the user.
- The user interface is more user friendly for all parties – authors, editors, reviewers, and editorial staff.
- Has superior report generation capability
- E-commerce is much more advanced. There is built in capability for direct billing for colour figures, etc.
- There is superior control over file formats.
- Interfaces seamlessly with "Article Track" which provides interactive access to an article through the publication steps.

The cost to the society is an extra $20/ year plus a one-time startup fee of $3500 (reduced from $5000 by Allen Press as a result of our long-standing business relationship). We recommend that the journal move to Peer Track effective January 1, 2014.

Newsletter and Calendar features

As requested by a number of Society members, Mary Carrabba has expanded the Calendar feature to include events such as Pittcon and SciX as far in advance as 2017 (as space allows). The time-sensitive nature of the Newsletter and Calendar are perfectly suited to the medium of the web. We feature the newsletter online, however it would be worthwhile to consider featuring the Calendar online as well. Further consideration should include the posting of the Newsletter and Calendar as active, frequently updated web pages rather than as embedded PDFs.

Social Media

The journal has had its own Twitter and Facebook presence since March of this year. We should be leveraging what are essentially two free marketing tools to our advantage (e.g., Spectroscopy, FACSS, Pittcon). We need to develop a more formal social media strategy in place of the ad hoc one that has evolved over the last few months. Joanne has been doing a great job posting new issue news and specific Focal Point details. We have experimented with a few reciprocal tweets and posts from FACSS, yet we could be leveraging social media to convey important research to generate more interest in Society membership (and our partners and affiliates) and activities.

Advertising

With Ed Macmillan's departure from Allen Press last November, the decision was made to outsource journal advertising to Technology Partners Marketing (TPM) from the press. Allen Press communicates directly with the Managing Editor only, and this has put the journal office in the uncomfortable position of being the "middle-man." There are frequent communication and layout issues resulting in approximately 6-8 extra hours of labour per issue. As the journal office has no direct contact with our sponsors and advertisers, it has requested more specific details from TPM to help alleviate any second-guessing on the part of the press or the Managing Editor. Additional tools for managing this process include a PDF mock-up of all A pages, a list of advertisers, and a spreadsheet detailing all pages and relevant file names.

Production:

The August issue of the journal featured 19 papers. While running such a large number of papers in one issue helped to clear any lingering backlog, it was simply too much for staff. Quality suffered as a result, and the extra cost doesn't warrant this many papers per issue in future.

We have filled all issues up to and including January 2014.

For 2014, the plan is to incrementally ratchet back the production schedule to allow for an earlier mail out of the hard copies of the journal each month.

What follows is a basic tally of the cost per issue from Allen Press since last October. Note: we are not privy to advertising costs/revenues.

Issue	**Cost**
66[10]	$16,994.28
66[11]	$13,068.97
66[12]	$17,378.60
67[01]	$15,654.48
67[02]	$14,665.37
67[03]	$17,914.41
67[04]	$16,220.08
67[05]	$14,168.28
67[06]	$15,844.49
67[07]	$15,264.89
67[08]	$21,094.31
67[09]	$16,350.07
67[10]	TBD
67[11]	TBD
Total	$194,618.23
Avg. cost/issue	$16,218.19

Open Access:

We are proposing that Applied Spectroscopy make explicit its policy regarding Green and Gold Open Access. We are moving to provide prospective authors with the option of paying for Gold-OA. See Appendix 3 for a draft of the proposed policy. We have delayed implementation of an OA submission option until the EC and the EAB have had a chance to discuss and provide input.

Impact Factor:

Our impact factor is up for 2012—the highest in four years. See the graphic below. We were hoping we would crack 2 and we came very close—22 cites more and we would have made it!

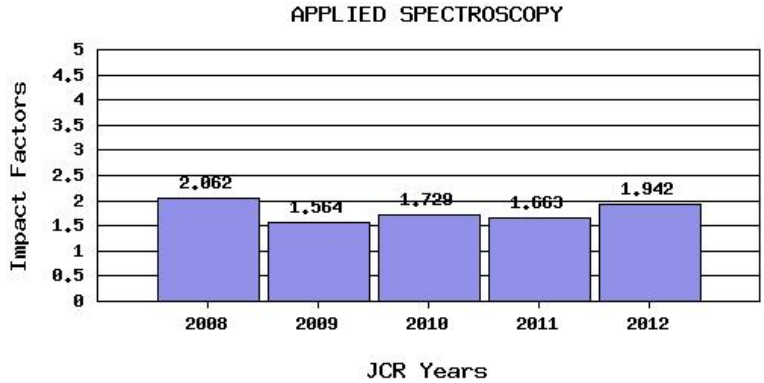

The good news is that it is the best we have done in four years and *it can largely be attributed (I believe) to the increased focus and aggressive solicitation of review articles*. The further good news is that we have 19 Focal Points in 2011-2012 to help drive 2013 cites. We are already up to 113 (September 9, 2013) cites (in 2013) for these 19 articles. (For the 2012 IP calculation we had 97 cites to 11 review papers.)

Focal Point Citation Statistics 2008-present

Years	FP Articles	Total cites in (Impact Factor Year)
2007-08	8	14 (2009)
2008-09	9	28 (2010)
2009-10	5	23 (2011)
2010-11	11	97 (2012)
2011-2012	19	113 (2013) as of September 8, 2013

It should be noted that the 2012 increase is not the same situation as that in 2008. That year, there was a jump in the impact factor for most all of the journals; my understanding is that this was due to the indexing of conference proceedings differently than in the past. They addressed this in 2009 and most journal impact factors decreased by about the same factor they increased the previous year. Below are the impact factors for the major analytical chemistry and spectroscopy journals. The red indicates decline, the black an improvement. Notice that the trend is down for the majority of the journals considered with a couple of notable exceptions!

Impact Factor by Year											
	Anal Chem.	Anal Chem Acta	Analyst	Talanta	Anal Bioanal	JAAS	JRS	SAA	Appl Spec.	Vib Spec	SAB
2006	5.646	2.894	3.198	2.810	2.591	3.630	2.133	1.270	1.879	1.88	3.092
2007	5.287	3.186	3.553	3.374	2.867	3.269	3.514	1.511	1.902	1.78	2.957
2008	5.712	3.146	3.761	3.206	3.328	4.028	3.526	1.510	2.062	1.81	2.853
2009	5.214	3.757	3.272	3.290	3.480	3.435	3.147	1.566	1.564	1.931	2.719
2010	5.874	4.311	3.913	3.722	3.841	4.372	3.137	1.77	1.729	2.083	3.552
2011	5.856	4.555	4.23	3.794	3.733	3.22	3.087	2.098	1.663	1.65	2.876
2012	5.695	4.387	3.969	3.498	3.659	3.141	2.679	1.977	1.942	1.747	2.605
change	(0.161)	(0.168)	(0.261)	(0.296)	(0.074)	(0.079)	(0.408)	(0.121)	0.279	0.097	(0.271)
% change	(2.75)	(3.69)	(6.17)	(7.80)	(1.98)	(2.45)	(13.22)	(5.77)	16.78	5.88	(9.41)

Subscription Information:

The diagram below shows the number of institutional subscriptions for OSA and Ingenta. The share of subscriptions handled by OSA has crept up over the past five years and the number handled by Ingenta has decreased. The bad news is that the total number of subscriptions has dropped significantly in 2013. This is perhaps a measure of the economics of library acquisitions. Regardless, it is very concerning.

From OSA (August 26, 2013), "The consortia line is actually not yet complete for 2013, as we have a few large consortia groups in India that have not yet paid and another in Russia that is not yet reflected as they paid late last month and the data didn't make it into the July report. Thus, these subscriptions don't show up in this line item yet. All of our consortia from 2012 have renewed their subscriptions this year and have also confirmed that they will be paying. So essentially just a timing issue.

There is real attrition though in your single subscriptions, as we have received all that we are likely to get for this year. It looks like the attrition is steeper this year versus last year with a loss of 15 subs (when online only and print plus online are added together). This is consistent with what OSA was expecting and is seeing for most of its journals, and it is very likely to continue. This is because libraries find it much easier to eliminate a subscription to a single title over a package subscription. The inclusion of your new online only sub should help to limit the erosion, but we would recommend that you plan for these 2 line items to continue to drop."

OSA data in the table below for 2011-2013..

Applied Spectroscopy - 2013 Subscription Sales

07/31/13

Applied Spectroscopy	2011 Subscriptions	2012 Subscriptions	2013 Subscriptions YTD
NEW Single Online access only (*non consortia*)	0	0	20
Single Print w/Online access	136	128	93
Single Print w/Online access - *Discounted*	12	9	9
Combo 3 Package	2	4	4
Subtotal	150	141	126
Optics InfoBase Package			
Regular	97	102	107
Regular - Discounted	37	35	29
Subtotal	134	137	136
Consortia			
Applied Spectroscopy	6	6	9
Optics InfoBase	219	235	140
Subtotal	225	241	149
Total Subscriptions	**509**	**519**	**411**

Total income from subscriptions is down significantly in 2013.

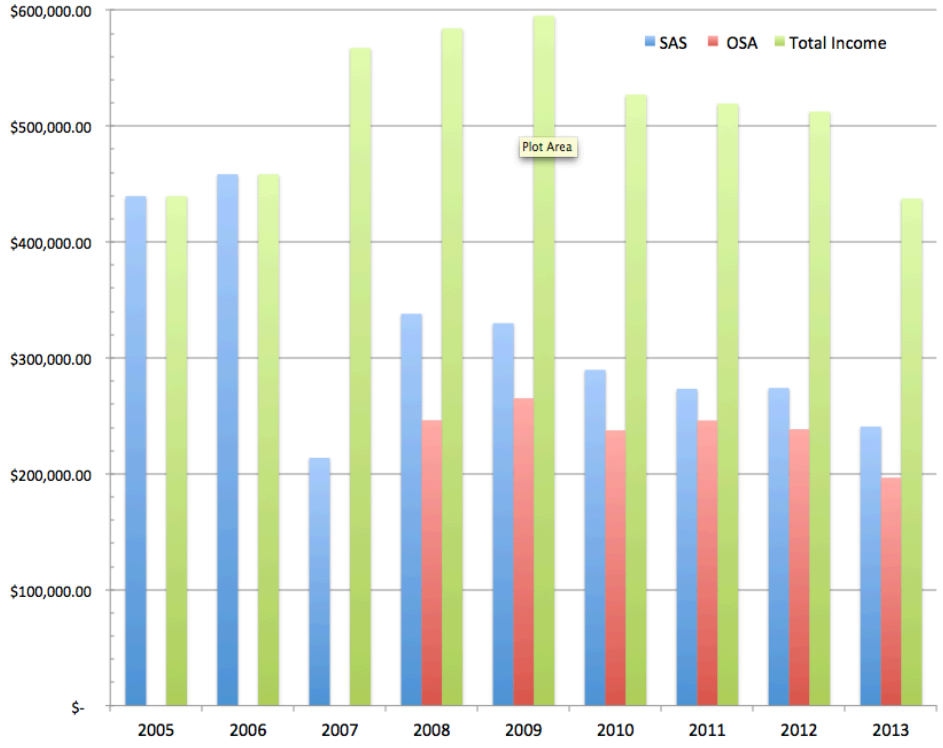

Editorial Office Statistics:

The table below has statistics on the manuscript flow for the years 2009-2013. The numbers on manuscript flow have been fairly steady over the past four years. 2012 saw a significant increase in number of manuscripts submitted relative to 2011 and was the highest for the past four years. We are anticipating that 2013 will see a similar increase in submissions. We are currently on track for about 440 original manuscript submissions in 2014 if the current pace of about 37 manuscripts per month continues. In July we hit a four-year high for submissions with 49 received. **One of the more significant numbers in the table below is the current rejection rate for 2013**, which is significantly higher than in the past.

the past.

	2009	2010	2011	2012	2013*
Original manuscripts submitted	382	371	356	394	301
Revised manuscripts submitted	260	262	208	255	191
Manuscripts accepted without revision	7	7	14	13	7
Return with Revisions	201	223	206	227	157
Manuscripts rejected	123	124	109	137	127
Rejected with review	66	86	80	82	61
Rejected without review	57	38	29	55	66
Rejected after revision	9	15	9	15	9
Rejection Rate (%)	34.3%	34.6%	31.8%	38.5%	45.2%
Manuscripts requiring a second revision	65	54	37	63	42
Manuscripts accepted after revision	224	224	179	220	155
Manuscripts withdrawn	23	13	13	38	20
Original manuscripts not withdrawn	359	358	343	356	281
Total manuscripts submitted (original & revision)	**642**	**633**	**564**	**649**	**492**
Total papers published	196	200	177	177	135
Breakdown of Paper Type					
Focal Point	3	3	9	10	5
Accelerated Papers	4	4	0	0	1
Submitted Papers	166	179	156	144	114
Spec Techs	11	6	4	12	6
Notes	11	8	8	11	9
Total manuscript pages published	1442	1452	1440	1491	135

* September 5, 2013

Submissions by month.

The chart below summarizes the number of original submissions by month. We hit a four-year record for submissions in July 2014.

.

New Manuscripts Submitted					
	2013	**2012**	**2011**	**2010**	**Av by Month**
Jan	44	33	24	36	**34**
Feb	38	22	36	28	**31**
Mar	31	29	28	33	**30**
Apr	28	40	24	47	**35**
May	45	39	32	23	**35**
Jun	23	22	33	37	**29**
Jul	49	34	32	35	**38**
Aug	14	23	39	30	**27**
Sept		34	28	35	**32**
Oct		30	29	28	**29**
Nov		36	33	29	**33**
Dec		31	33	26	**30**
Average	**36.9**	**31.3**	**30.9**	**32.3**	**31.5**
Total	272	373	371	387	
On track for >	**442**				

Submissions by country

The graphic below shows the breakdown of submissions 2010 to 2013 by country of origin for the top 15 countries. The number of submissions from China has increased steadily over the past five years and this trend is expected to continue in the future.

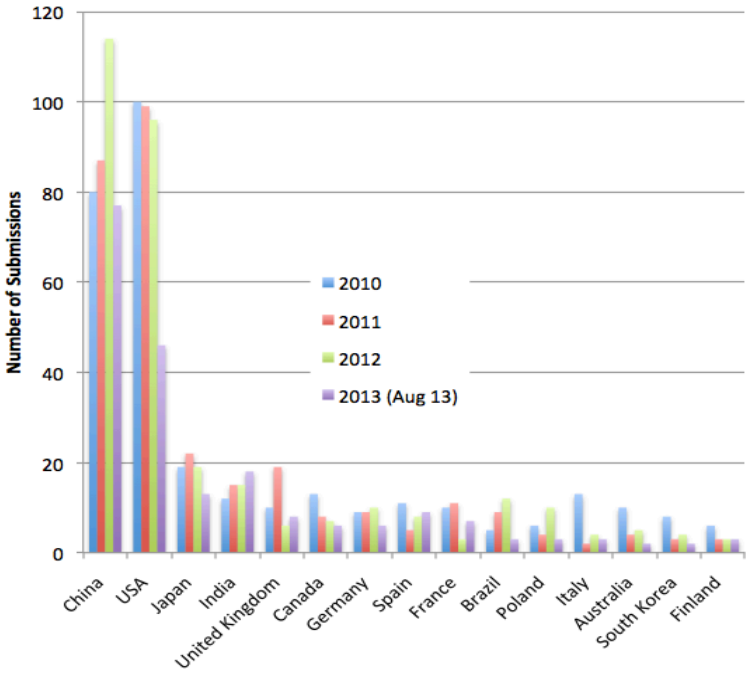

Time for Review:

Some good news.

Applied Spectroscopy	2011	2012	2013*
Monthly Report Statistics			
Average Days from Date Received to Associate Editor Secured	2.7	3.8	4.1
Average Days from Date Received to First Reviewer Secured	9.7	12.9	11.2
Average Days from Date Received to Final Reviewer Secured	24.0	25.8	19.8
Average Days from Date Received to First Decision (review returned)	39.3	38.9	29.8
Average Days from First Reviewer Secured to Final Review Returned - Total Days in Review	42.7	42.7	29.7
Average Days from Final Review Returned to Final Decision	2.8	3.2	3.5
Average Days from Received to Decision Rendered	55.2	58.8	44.4

In the table above one can see that rate limiting steps are the *securing reviewers* and *waiting for both reviews to be returned.* Our goal last year to get the *"Average Days from Received to Decision Rendered"* to under 40 days. We are doing this by being more dogged in securing overdue reviews and to assigning extra reviewers once a threshold has been reached. It can be seen that the early returns are showing that we are having some success in meeting that goal.

Downloads Statistics:

Our downloads appear to be trending toward a decrease over the past three years mostly the result of a decrease in downloads from Ingenta.

	2008	2009	2010	2011	2012	2013 (to Jul 31)	2013 on track
Full-text downloads from Ingenta	48,370	40,167	40,608	28,583	28,755	24,219	41,518
Full-text downloads from OSA	63,148	66,502	87,236	82,197	71,734	58,758	100,728
Totals	111,518	106,669	127,844	110,780	100,489	82,977	142,246

Overview of strengths and weaknesses of Applied Spectroscopy

Strengths

- Continuing increase in manuscript submissions over the past few years.
- Impact factor has increased for 2012 and there is reason to believe that it will increase for 2013
- Dedicated and talented editorial staff and associate editors
- High quality peer review and copy editing
- AS has a 65-year tradition in the publishing business and it is a respected "brand".
- A small staff/scale of operation means we can respond and adapt quickly to needed change.
- Our independence means that we can develop our own policy regarding access, etc. For example, the decision to provide Focal Point articles as Open Access.

Weaknesses and Challenges

- Applied Spectroscopy is a stand-alone publication with a relatively small Editorial staff and very little in the way of resources for promotion and enhancements. For example, OSA employs a staff of 150 for a stable of 16 journals. They have a full-time lawyer to review/prepare contracts and professional web programming staff. The commercial publishers have full–time employees dedicated to developing journal enhancements and for marketing. We are at a distinct disadvantage because of the scale of our operation.
- The impact factor (~2) is below most of the immediate "competition". The direct effect is that we do not receive the numbers of quality papers as other related journals. We need to be in the range of 3 to attract these papers.
- The subscription base is slowly eroding which affects journal (society) revenue.
- The majority of our manuscripts come from ESL countries that adds overhead to the copy editing process.
- There is no comprehensive membership and subscription strategy.
- Need to adopt new e-journal format and explore other high-tech strategies as value-added benefits of Society membership and to demonstrate competitiveness.
- Lack of a social media strategy to increase interest and generate readership.
- A more dynamic web presence that is regularly updated (weekly, twice-weekly) to include news items, events, press releases, spotlight on/interview with authors, E-i-C notes, editorial blogs, etc.

Appendix 1: Top ten articles downloaded from January 2013 to July 31, 2013 (source Ingenta and OSA)

Item title	Volume	Issue	Ingenta downloads	OSA Downloads	Total
Review of Super-Resolution Fluorescence Microscopy for Biology	65	9	551	233	784
Quantum Dots in Bioanalysis: A Review of Applications Across Various Platforms for Fluorescence Spectroscopy and Imaging	67	3	434	191	625
Laser-Induced Breakdown Spectroscopy (LIBS), Part II: Review of Instrumental and Methodological Approaches to Material Analysis and Applications to Different Fields	66	4	290	232	522
Surface-Enhanced Raman Scattering: An Emerging Label-Free Detection and Identification Technique for Proteins	67	4	424	?	424
Application of Spectroscopic Ellipsometry and Mueller Ellipsometry to Optical Characterization	67	1	313	103	416
AFM-IR: Combining Atomic Force Microscopy and Infrared Spectroscopy for Nanoscale Chemical Characterization	66	12	283	97	380
Plasmonics for Nanoimaging and Nanospectroscopy	67	2	142	203	345
Inductively Coupled Plasma-Mass Spectrometry (ICP-MS) for Quantitative Analysis in Environmental and Life Sciences: A Review of Challenges, Solutions, and Trends	66	8	148	178	326
Infrared Spectroscopic Imaging: The Next Generation	66	10	306	?	306
Nucleic Acid Fluorescent Probes for Biological Sensing	66	11	142	?	142

Appendix 2: Future Focal Point Articles:

Authors	Title	Submit Date	Issue
Lopes and Santos	A review on the applications of portable near infrared spectrometers in the agro-food industry	Under Revision	November
Zhiwei Huang, SNU	Pushing the frontier in biomedical Raman endospectroscopy into real-time diagnosis of pre-cancer and cancer	Mid July 2013	December
Jonathan M. Irish, Vanderbilt University	Mass Cytometry	July 31 2013	2014
Andrew Whitley, Horiba	Fluorescence Avoidance and Correction Methods in Raman Spectroscopy	September 30 2013	2014
Costanza MILIANI	Vibrational Spectroscopies for Non-invasive In-situ Analysis of Cultural Heritage Materials: a Review"	Unspecified	2014
Griffiths/Turner	Automated Baseline Subtraction of Vibrational Spectra	Early 2014	2014
Axel Zeitler, Cambridge	Terahertz spectroscopy and imaging.	Late Fall	2014
Delmar Larsen	Ultrafast Photobiology	Late Summer	2014
Rene Beattie – Crescent Diagnostics	Chemometrics methods in spectroscopy	Late Summer	2014
Tahei TAHARA, Director of Molecular Spectroscopy Laboratory RIKEN	Spectroscopy of Molecules at Interfaces	Late Summer	2014
Lev T. Perelman	Light scattering spectroscopy in biomedical diagnostics	Late Summer	2014
Augustus Fountain	Spectroscopy of Explosive Materials	TBA	2014
Daniel Cozzolino	The use of spectroscopy in wine making	TBA	2014
Christy Haynes	SERS in complex media	Early 2014	2014
Rick Russo and Vassilia Zorba	Near-Field Optics for Ablation Chemical Analysis	Early in 2014	2014
Volker Deckert	Tip-Enhanced Raman Spectroscopy	Expected Mid-Feb.2013	???
Laurence R. Schimleck, Oregon	Spectroscopy/Wood Science	Accepted in principle	???
Ralph Sturgeon	Vapor Generation for Atomic Spectrometry"	thinking about it	2014
He Huang	2D-COS	Accepted	2014
Bernhard Lendl	Analytical Applications Quantum Cascade Lasers	invitation sent	Accepted
Eichenholz	Miniaturized Spectrometers and Spectral Sensors	Invitation sent	
Yasumitsu Ogra	Hybrid Techniques with plasma spectrometry for ultratrace and trace metal analysis and their speciation to solve biological and environmental problems	invitation sent	
?????	Bio-Chemical Sensors based on Photonic Crystals	?????	
Paolo Oliveri	Spectroscopic Verification of Food Authenticity	invitation sent	

Appendix 3

Draft Open Access Policy

Applied Spectroscopy and Open Access

The Society for Applied Spectroscopy is a non-profit organization dedicated to the dissemination of information related to spectroscopy. The SAS publishes Applied Spectroscopy monthly. Applied Spectroscopy is an international journal for the publication of original research and review articles, both fundamental and applied, covering all aspects of spectroscopy. The journal has been published continuously since 1951 and is highly respected in the analytical chemistry and spectroscopy community. Submitted papers are put through a rigorous peer review process and accepted manuscripts are copy-edited to a very high standard.

Open Access has become a complex issue in the publishing world because of the various options available and also because of the proliferation of "fly-by-night" open access journals. Jeffrey Beal of the University of Colorado observes, "The gold open-access model has given rise to a great many new online publishers. Many of these publishers are corrupt and exist only to make money off the author processing charges that are billed to authors upon acceptance of their scientific manuscripts." By publishing your research results in Applied Spectroscopy, you are publishing in a journal with a 60-year tradition of publishing outstanding, groundbreaking work.

There are two primary vehicles for delivering OA for research articles - Green Open Access and Gold Open Access

For Gold open access the publisher makes that final published form of the article freely available. For Applied Spectroscopy Gold OA articles are flagged by the journal host (http://www.ingentaconnect.com) as "Open access content" and can be downloaded for free by anyone with internet access.

For Green open access the publisher provides access to the paper for journal subscribers for some period of time (the embargo period) but after that period expires a production form of the paper is placed in an archive or repositories that allows it to be freely accessible. The form of the paper that is made available varies from publisher to publisher. It can be the final published form (normally a PDF) or it can be the final accepted manuscript before copy-editing.

In keeping with the mandate of the Society to "… advance and disseminate knowledge and information concerning the art and science of spectroscopy and other allied sciences the journal is supporting and facilitating open access to its content. Since 1994 Applied Spectroscopy has been featuring review papers (called Focal Point Reviews) on different aspects of fundamental and applied spectroscopy. These review papers are peer-reviewed and are intended to provide an introduction, overview, and perspective on the subject of the review. As a service to the analytical chemistry and spectroscopy community, these papers are available as Gold OA. We hope that through this initiative we can provide a resource for researchers, students, and the general public to learn more about

spectroscopy and its many uses in fields such as chemistry, physics, biological and health sciences, environmental science, materials science, archeology and art conservation, and forensic science.

Applied Spectroscopy encourages and supports author compliance with the directives of various funding bodies that require grantees to place a version of the accepted manuscript in an open digital archive, such as PubMed Central, after an embargo period. For authors funded through NIH (USA) and CIHR (Canada), Applied Spectroscopy will facilitate this process at the authors' request by uploading a PDF version of the manuscript for authors after the mandated embargo period has expired. Currently, there is no charge for this service.

In addition, Applied Spectroscopy will publish, as Gold OA, submitted articles for which a page charge of $150 per published page is levied to provide for open access when the article is published. Authors who choose this Gold OA option will retain copyright under a Creative Commons license. This open access option will enhance access for your article while simultaneously fulfilling mandates from employers and funders. Gold OA articles will be subject to the same rigorous peer review as "regular" submitted articles.